



CLASSIC PORTFOLIO

# The Bushcamp Company: Bushcamps

ZAMBIA

Updated: February 2024





## GENERAL INFORMATION

CLASSIFICATION	<b>CLASSIC:</b> 6 Bushcamps. Privately owned. Open dates: Kuyenda 1 Jun – 15 Nov   Chamilandu 7 Jun – 1 Nov   Chindeni 4 May – 1 Dec   Bilimungwe 14 May – 27 Dec   Kapamba 10 Apr – 6 Jan   Zungulila 10 Apr – 6 Jan.
LAND RELATIONSHIP	Located in the South Luangwa National Park. Managed by Department of National Parks and Wildlife and supported by Luangwa Conservation & Community Fund.
OVERVIEW	6 exclusive Bushcamps in a remote and secluded part of the South Luangwa National Park, providing first-class guiding, authentic wildlife experiences, and true Zambian hospitality. Paired with a stay at Mfuwe Lodge or KuKaya, this is a true wilderness adventure.
IMPACT OF YOUR STAY	<b>LOW   MEDIUM   HIGH   VERY HIGH</b> The Bushcamp Company is committed to the wildlife and people of the South Luangwa and work closely with the expanding local community and conservation organisations. Through "Charity Begins At Home," they support community initiatives including clean water access, education, meal provision, arts education, carnivore conservation, and community farming. Every guest stay contributes to park fees for Luangwa Conservation and Community Fund (LCCF) and Zambian Carnivore Program (ZCP). Additionally, a portion of revenue aids "Charity Begins at Home" initiatives, promoting sustainability and reducing carbon footprint.
ACCESS	Mfuwe International Airport (MFU) – 45-minute drive from Mfuwe Airport to Mfuwe Lodge, followed by 1.5 – 3.5 hour game drive to the Bushcamps (depending on which camp).
BUSHCAMPS	Kuyenda – 6 rondavels. Per person rate. Chamilandu – 3 chalets. Per person rate & Exclusive Use Chindeni, Kapamba, Bilimungwe, & Zungulila – 4 chalets/tents. Per person & Exclusive Use
CHILDREN	All ages are welcome, but the Bushcamps are best suited to kids 12 and up. Families with kids aged 11 or younger need to book the camps exclusively or reserve a private vehicle. Kids must be 12+ to partake in walking safaris.
HEALTH	Malaria area – seek advice from your health professional. Proof of yellow fever vaccination is required if travelling from a yellow fever area.

## WEATHER

The South Luangwa region has distinct weather seasons, with a dry, cool winter from May – September, and a wet hot summer from October – April. The Bushcamps have varying open dates, but all of them closed between early Jan – early April due to the high rains.

### JANUARY – MARCH

22 – 28 °C | 72 – 82 °F

The peak of the rainy season though it doesn't tend to rain all day. *All camps closed between 6 Jan – 11 April'24.*

### APRIL – JUNE

18 – 28 °C | 64 – 82 °F

The rains end and temperatures drop. Beautiful safari time with comfortable conditions and wildlife all over the park.

### JULY – SEPTEMBER

17 – 34 °C | 63 – 93 °F

Long dry season before the rains begin. Great time of year for walks with pleasant weather and dry conditions.

### OCTOBER – DECEMBER

24 – 36 °C | 75 – 97 °F


The hottest time of the year. Wildlife congregates at the waterholes before the rains begin in November.

## NEED TO KNOW

ELECTRICITY	100% solar power with backup generators.
WIFI & MOBILE SIGNAL	No. This is about disconnecting. No WIFI or mobile signal.
CREDIT CARDS	None available
SECURITY	Unfenced.
MAKE AN IMPACT	Various projects through contributions to the LCCF that guests can get involved with.
GYM / KEEP FIT	Through daily activities. Yoga mats in all rooms.
SPA	In-room treatments can be arranged (Mfuwe therapist)
FOOD & WINE	Fully inclusive: all meals & drinks. Halaal / Kosher on request.
OTHER FACILITIES	Breakfast boma and star deck at Bilimungwe; pool at Kapamba; sala at Chamilandu; boma at Zungulila; 2 x star beds (at 2 rooms) at Kapamba.
ACTIVITIES	Day and night game drives, walking safaris, photographic safaris, river sundowners, stargazing, Bush Delights.

# THE BUSHCAMP COMPANY

SOUTH LUANGWA NATIONAL PARK ZAMBIA



## KUYENDA BUSHCAMP

### RONDAVELS – CHILDREN ALL AGES

# RONDAVELS	6 Max 12 guests	POOL	X
EXTRA BEDS	X	IN-ROOM WIFI	X
TWIN BEDS	✓ All	MINI BAR	X
BATHROOM	En-suite outdoor	AIR CON	X
SHOWER	✓ Outdoor	FAN	✓ Standing
BATH	X	MOZZIE NET	✓
HAIRDRYER	X	LAUNDRY	✓ Included
ROOM SAFE	X	DISABLED	X

### WHICH ACCOMODATION TO CHOOSE:

KUYENDA x 6

A great place to start or end your safari due to its proximity to Mfuwe, Kuyenda oozes traditional Luangwa style and charm with simple, yet authentic thatch rondavels set of the edge of a grassy plain. No two outings will be the same as you head out on foot or in vehicle, to explore diverse landscapes, including salt pans, dry riverbeds, mopane woodlands, and the Luangwa River.

CHAMILANDU x 3

An intimate camp of only 3 chalets, Chami, as it is affectionately called, is a truly magical camp set along the Luangwa River with the Chindeni Hills as your backdrop. The open-style, stilted tree-houses welcome guests to a 180° view from which to watch the passing wildlife along the river. This camp is a great choice for photographers who can utilize the hide overlooking a waterhole, complete with a lower deck for lay-flat images at ground level. One room has a raised sala, ideal for siestas watching the river.

CHINDENI x 4

Chindeni evokes the sense of a true tented camp allowing guests to fall asleep to the sounds of the bush around them. With an enviable location on the edge of an oxbow lagoon and an expansive deck at the main area, it is not unusual for guests to opt to remain in camp and watch the wildlife come to them.

## CHAMILANDU BUSHCAMP

### CHALETS – CHILDREN ALL AGES

# CHALETS	3 Max 6 guests	POOL	X
EXTRA BEDS	X	IN-ROOM WIFI	X
TWIN BEDS	✓ 2 rooms	MINI BAR	X
BATHROOM	En-suite	AIR CON	X
SHOWER	✓ Indoor	FAN	✓ Standing
BATH	X	MOZZIE NET	✓
HAIRDRYER	X	LAUNDRY	✓ Included
ROOM SAFE	X	DISABLED	X

## CHINDENI BUSHCAMP

### TENTS – CHILDREN ALL AGES

# TENTS	4 Max 8 guests	POOL	X
EXTRA BEDS	X	IN-ROOM WIFI	X
TWIN BEDS	✓ All	MINI BAR	X
BATHROOM	En-suite	AIR CON	X
SHOWER	✓ Indoor	FAN	✓ Standing
BATH	X	MOZZIE NET	✓
HAIRDRYER	X	LAUNDRY	✓ Included
ROOM SAFE	X	DISABLED	X

### DRIVING & WALKING TIMES BETWEEN

	MFUWE I KUKAYA	KUYENDA	CHAMI	CHINDENI	BILI	KAPAMBA	ZUNGULILA
MFUWE I KUKAYA	0	45 mins N/A	90 mins N/A	2 hours N/A	2 ½ hours N/A	3 hours N/A	3h15 mins N/A
KUYENDA	1h05 mins N/A	0	55 mins N/A	1h20 mins N/A	1h40 mins N/A	1h55 mins N/A	2h10 mins N/A
CHAMI	2 hours N/A	55 mins N/A	0	25 mins 4 hours	45 mins N/A	1 hour N/A	1h15 mins N/A
CHINDENI	25h mins N/A	1h20 mins N/A	25 mins 4 hours	0	20 mins 3 ½ hours	35 mins N/A	50 mins N/A
BILI	2h45 mins N/A	1h40 mins N/A	45 mins N/A	20 mins 3 ½ hours	0	15 mins 3 hours	30 mins N/A
KAPAMBA	3 hours N/A	1h55 mins N/A	1 hour N/A	35 mins N/A	15 mins 3 hours	0	15 mins 2 ½ hours
ZUNGA	3h15 mins N/A	2h10 mins N/A	1h15 mins N/A	50 mins N/A	30 mins N/A	15 mins 2 ½ hours	0

## BILIMUNGWE BUSHCAMP

### CHALETS – CHILDREN ALL AGES

# CHALETS	4 Max 8 guests	POOL	X
EXTRA BEDS	X	IN-ROOM WIFI	X
TWIN BEDS	✓ 2 rooms	MINI BAR	X
BATHROOM	En-suite	AIR CON	X
SHOWER	✓ Indoor / Outdoor	FAN	✓ Standing
BATH	X	MOZZIE NET	✓
HAIRDRYER	X	LAUNDRY	✓ Included
ROOM SAFE	X	DISABLED	X

## KAPAMBA BUSHCAMP

### CHALETS – CHILDREN ALL AGES

# CHALETS	4 Max 8 guests	POOL	✓ Main area
EXTRA BEDS	X 2 rooms have a star bed sala	IN-ROOM WIFI	X
TWIN BEDS	✓ All	MINI BAR	X
BATHROOM	En-suite	AIR CON	X
SHOWER	✓ Indoor	FAN	✓ Standing
BATH	X	MOZZIE NET	✓
HAIRDRYER	X	LAUNDRY	✓ Included
ROOM SAFE	X	DISABLED	X

## ZUNGULILA BUSHCAMP

### TENTS – CHILDREN ALL AGES

# TENTS	4 Max 8 guests	POOL	X
EXTRA BEDS	X	IN-ROOM WIFI	X
TWIN BEDS	✓ 2 rooms	MINI BAR	X
BATHROOM	Outdoor / en-suite	AIR CON	X
SHOWER	✓ Outdoor only	FAN	✓ Standing
BATH	✓ Outdoor only	MOZZIE NET	✓
HAIRDRYER	X	LAUNDRY	✓ Included
ROOM SAFE	X	DISABLED	X

### WHICH ACCOMODATION TO CHOOSE:

#### BILIMUNGWE X 4

Bilimungwe is the perfect spot for an armchair safari. Shaded by magnificent mahogany trees, and overlooking three active waterholes, there is always something to see whether it's the many herds of resident elephants or the abundant birdlife. Take in the sightings from the central area or from the comfort of the open thatch and reed stilted rooms. In between shows on your 'bush TV' in camp, enjoy sundowners and meals at a special spot along the river's edge.

#### KAPAMBA X 4

One of the only two camps open from April to January, Kapamba is a remote and romantic camp with unspoilt views across the Kapamba River. The shallow sandy river offers the perfect place to enjoy a unique sundowner experience, with your toes cooling off in the water. This camp is also the only Bushcamp with a pool, and two of the chalets have raised sleep-out salas, ideal for a cool afternoon siesta or to sleep under the stars at night.


#### ZUNGULILA X 4

Zungulila is the most remote of the bushcamps, and offers incredible views over the Kapamba River as well as over expansive plains where natural springs attract huge herds of game. Each of the four Meru-style tents has a private deck adorned with a spectacular bathtub, creating a comfortable and romantic setup from which to watch the passing wildlife. Walking is king from this camp with some of the most incredible and untouched wilderness just beyond the camp.



## ACTIVITIES & EXPERIENCES

GAME DRIVES	Morning and afternoon drives.
PRIVATE VEHICLES	Available at an extra cost.
NIGHT DRIVES	Available with no restrictions.
GUIDED WALKS	Specialist walking guide + armed National Parks scout. Max 6 guests per walk. Guests 12+ years.
WALKING SAFARI	Head out on a guided walk, either returning to camp or moving from one camp to the next. <i>Please see walking timetable for further details.</i>
BUSH DELIGHTS	Numerous signature guest experiences surprise set-ups – from Kapamba river sundowners to bush pizza stops and more.
HIDES	Available at Chamilandu
COMMUNITY AND CULTURE	Visit a local village, school & textile company near Mfuwe. <i>Can be arranged on way back from the Bushcamps.</i>
PHOTOGRAPHIC SAFARIS	Specially-adapted photographic vehicle available. <i>Book in advance.</i>
YOGA	Each room has yoga mats and suggested stretch exercises.



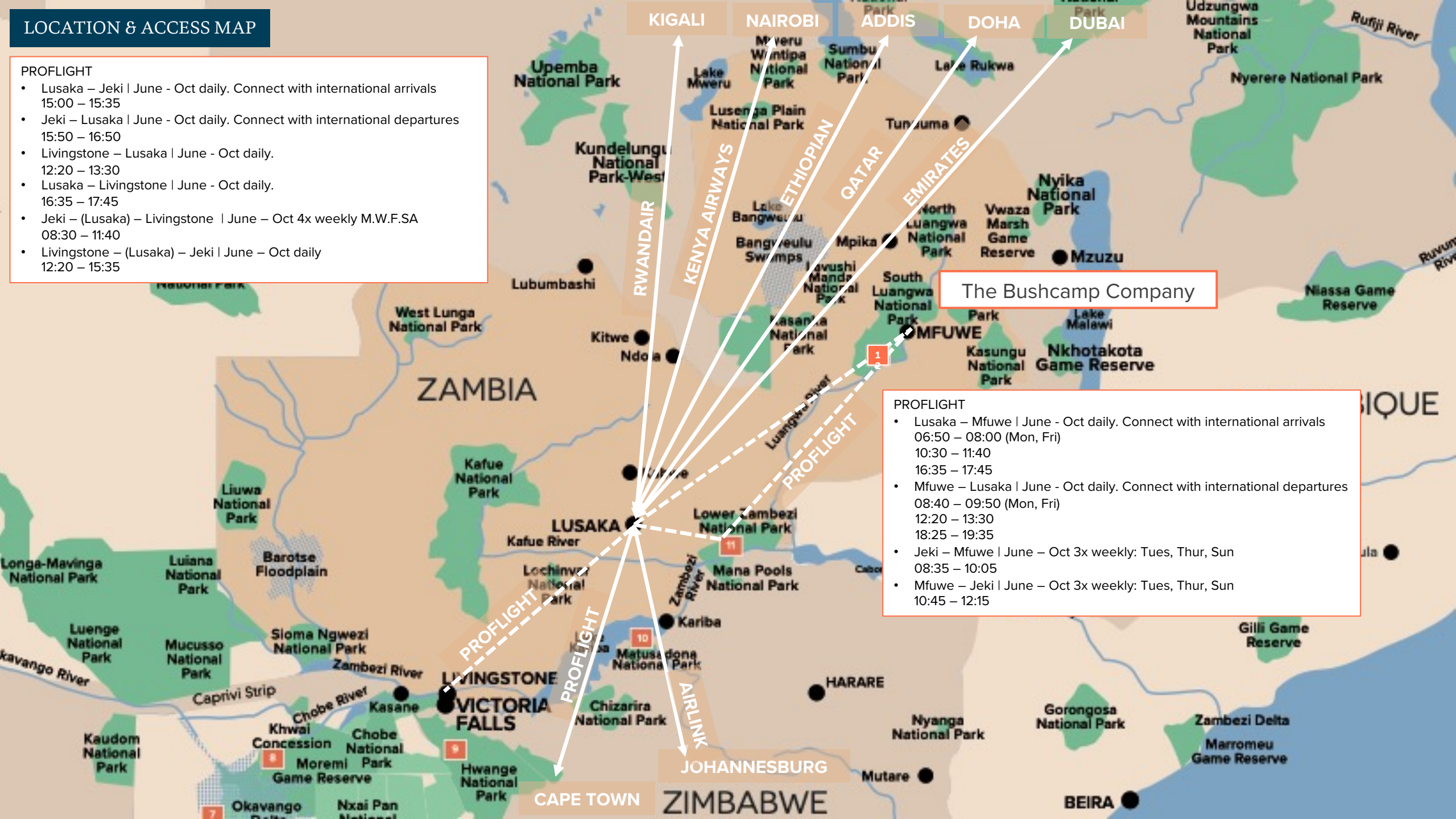
WILDLIFE SIGHTINGS	HIGH	MEDIUM	LOW	DOES NOT OCCUR HERE
LION	✓			
LEOPARD	✓			
CHEETAH				X
ELEPHANT	✓			
RHINO – WHITE & BLACK				X
BUFFALO	✓			
GIRAFFE	✓			
ZEBRA	✓			
HIPPO	✓			
CROCODILE	✓			
WILD DOG	✓			
HYENA - SPOTTED	✓			
AARDVARK			✓	
MIGRATION				X
GENERAL ANTELOPE SPECIES	✓			
VARIETY OF BIRD LIFE	✓			
SPECIAL SIGHTING FOR THIS AREA	Carmine bee-eaters (in September), Thornicroft's giraffe, Pel's fishing owl. Valley of the leopard, great cat sightings.			
OTHER	Exceptional guides with a deep knowledge and passion for this area. Some of the best walking safaris in Africa.			

# LOCATION & ACCESS MAP

- PROFLIGHT**
- Lusaka – Jeki | June - Oct daily. Connect with international arrivals 15:00 – 15:35
  - Jeki – Lusaka | June - Oct daily. Connect with international departures 15:50 – 16:50
  - Livingstone – Lusaka | June - Oct daily. 12:20 – 13:30
  - Lusaka – Livingstone | June - Oct daily. 16:35 – 17:45
  - Jeki – (Lusaka) – Livingstone | June – Oct 4x weekly M.W.F.SA 08:30 – 11:40
  - Livingstone – (Lusaka) – Jeki | June – Oct daily 12:20 – 15:35


- PROFLIGHT**
- Lusaka – Mfuwe | June - Oct daily. Connect with international arrivals 06:50 – 08:00 (Mon, Fri) 10:30 – 11:40 16:35 – 17:45
  - Mfuwe – Lusaka | June - Oct daily. Connect with international departures 08:40 – 09:50 (Mon, Fri) 12:20 – 13:30 18:25 – 19:35
  - Jeki – Mfuwe | June – Oct 3x weekly: Tues, Thur, Sun 08:35 – 10:05
  - Mfuwe – Jeki | June – Oct 3x weekly: Tues, Thur, Sun 10:45 – 12:15

The Bushcamp Company





KUYENDA



ELEPHANT IN FRONT OF CHINDENI




ZUNGULILA



CHAMILANDU




KAPAMBA PIZZA PARTY



WALKING SAFARIS





THE BUSHCAMP COMPANY	BUSHCAMPS
CLASSICS CLASSIFICATION	CLASSIC
IMPACT OF EACH GUEST STAY	HIGH
CHILDREN (MINIMUM AGE)	12+ Exclusive Use = All Ages
FAMILY ROOMS	X
EXCLUSIVE CAMP / VILLAS	✓
HONEYMOON OFFER	X
LAND SAFARI	✓
WATER SAFARI	X
SPECIAL ACTIVITIES	WALKING SAFARIS BETWEEN CAMPS, SPECIAL SUNDOWNERS
GET INVOLVED – CONSERVATION	X
GET INVOLVED – COMMUNITIES	✓
EXPEDITION TRIPS	X
WELLNESS & MASSAGE	✓

#### CLASSIC CLASSIFICATIONS:

P – Premier: These camps/lodges feature luxurious amenities and are priced at a higher tier.

C – Classic: These camps/lodges offer a more down-to-earth experience and are priced at a mid-level rate.

E – Expedition: These experiences are best suited for small groups or trips led by private guides.

#### IMPACT OF EACH GUEST STAY:

L – Low

M – Medium

H – High

VH – Very High

Based on the following 4 considerations we look at the positive impact that each guest is making by staying here:

- **Transferability:** What percentage of the daily rates is allocated to conservation and community initiatives?
- **Removability:** What impact would arise if the property were absent? Are there alternative lodges in the vicinity that continue to make positive contributions?
- **Responsibility:** To what extent does the property handle management privately, and how much is overseen as a concession under a collaborative arrangement?
- **Fragility:** How vulnerable is the surrounding environment and community?

[WWW.BUSHCAMPCOMPANY.COM](http://WWW.BUSHCAMPCOMPANY.COM)

[info@bushcampcompany.com](mailto:info@bushcampcompany.com)

[WWW.CLASSIC-PORTFOLIO.COM](http://WWW.CLASSIC-PORTFOLIO.COM)

The Classics website has more detailed information, images, live availability and rates, together with our comprehensive Crib Sheet.

BOOKINGS: [stitch@classic-portfolio.com](mailto:stitch@classic-portfolio.com)

SUPPORT: [info@classic-portfolio.com](mailto:info@classic-portfolio.com)

CLASSIC PORTFOLIO